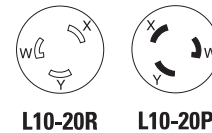


**Hart-Lock™  
Complex Environment  
Locking Devices**

3-Pole, 3-Wire Non-Grounding  
20A, 125/250V/AC  
NEMA L10-20

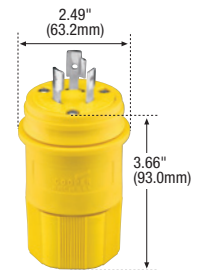


| Hart-Lock Plugs & Connectors |             |        |             |                             |        |                                    |                                    |  |
|------------------------------|-------------|--------|-------------|-----------------------------|--------|------------------------------------|------------------------------------|--|
| Rating<br>A                  | V/AC        | NEMA   | Description | Cord<br>Diameter            | Color  | Plug<br>Catalog No.                | Connector<br>Catalog No.           |  |
| 20                           | 125/<br>250 | L10-20 | Watertight  | 0.43-1.15"<br>(10.9-29.2mm) | Y      | <input type="checkbox"/> L1020PW   | <input type="checkbox"/> L1020CW   |  |
|                              |             |        | Watertight  | 0.43-1.15"<br>(10.9-29.2mm) | BK     | <input type="checkbox"/> L1020PWBK | <input type="checkbox"/> L1020CWBK |  |
|                              |             |        | Severe Duty | 0.38-1.00"<br>(9.5-25.4mm)  | Y & BK | <input type="checkbox"/> L1020PY   | <input type="checkbox"/> L1020CY   |  |



L1020CY

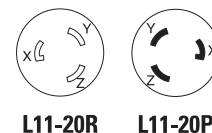
| Hart-Lock Receptacles |             |        |             |       |                                    |  |
|-----------------------|-------------|--------|-------------|-------|------------------------------------|--|
| Rating<br>A           | V/AC        | NEMA   | Description | Color | Single Receptacle<br>Catalog No.   |  |
| 20                    | 125/<br>250 | L10-20 | Watertight  | Y     | <input type="checkbox"/> L1020RW   |  |
|                       |             |        | Watertight  | BK    | <input type="checkbox"/> L1020RWBK |  |



L1120PW

**Hart-Lock™  
Complex Environment  
Locking Devices**

3-Pole, 3-Wire Non-Grounding  
20A, 3Ø 250V/AC  
NEMA L11-20



| Hart-Lock 3Ø Plugs & Connectors |      |        |                |                             |        |                                    |                                    |  |
|---------------------------------|------|--------|----------------|-----------------------------|--------|------------------------------------|------------------------------------|--|
| Rating<br>A                     | V/AC | NEMA   | Description    | Cord<br>Diameter            | Color  | Plug<br>Catalog No.                | Connector<br>Catalog No.           |  |
| 20                              | 250  | L11-20 | 3Ø Watertight  | 0.43-1.15"<br>(10.9-29.2mm) | Y      | <input type="checkbox"/> L1120PW   | <input type="checkbox"/> L1120CW   |  |
|                                 |      |        | 3Ø Watertight  | 0.43-1.15"<br>(10.9-29.2mm) | BK     | <input type="checkbox"/> L1120PWBK | <input type="checkbox"/> L1120CWBK |  |
|                                 |      |        | 3Ø Severe Duty | 0.38-1.00"<br>(9.5-25.4mm)  | Y & BK | <input type="checkbox"/> L1120PY   | <input type="checkbox"/> L1120CY   |  |

| Hart-Lock 3Ø Receptacles |      |        |               |       |                                    |  |
|--------------------------|------|--------|---------------|-------|------------------------------------|--|
| Rating<br>A              | V/AC | NEMA   | Description   | Color | Single Receptacle<br>Catalog No.   |  |
| 20                       | 250  | L11-20 | 3Ø Watertight | Y     | <input type="checkbox"/> L1120RW   |  |
|                          |      |        | 3Ø Watertight | BK    | <input type="checkbox"/> L1120RWBK |  |

**Color Information:**  
Colors: BK (Black), Y (Yellow)



Specifications and availability are subject to change without notice.

Indicates NAFTA Compliant - Page R-30

**Dimensional Information:** D-33

**Specification Information:**  
Watertight Industrial Plugs & Connectors: D-36  
Watertight Industrial Receptacles: D-37  
Severe Duty Industrial Plugs & Connectors: D-38