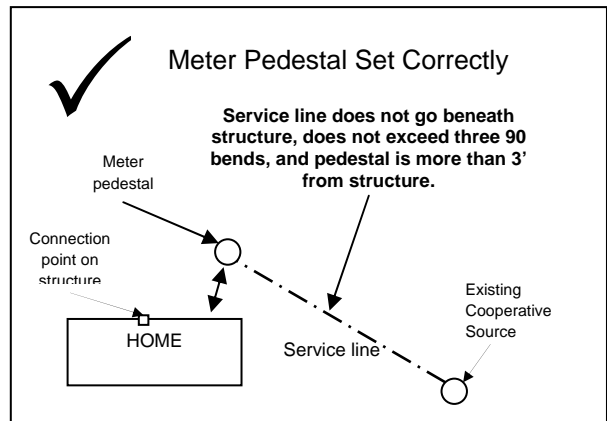
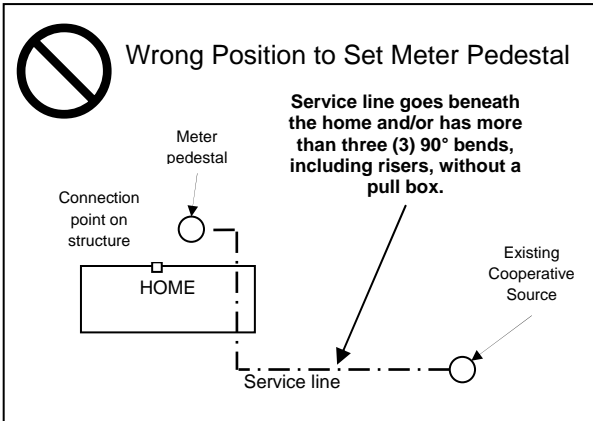
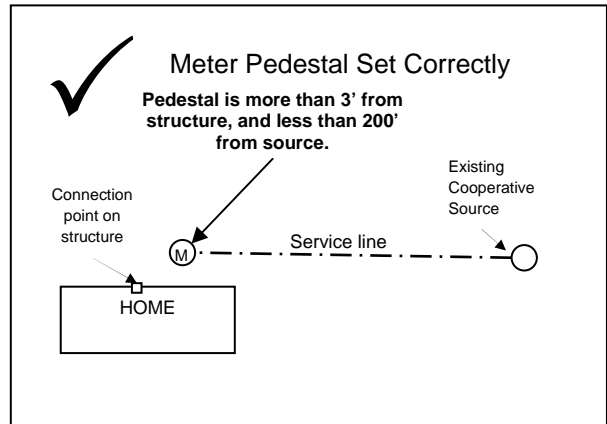


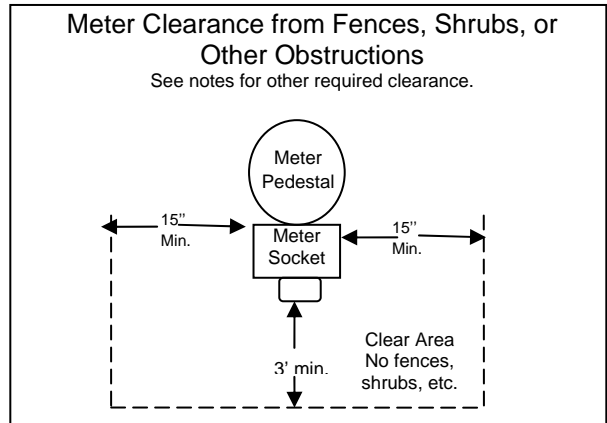
CAUTION 1: Maximum service length is 200'. For longer lengths, consult with the Cooperative.



CAUTION 2: For a conduit installation having more than three 90° elbows (or any combination of elbows exceeding 270°), including bends at pedestal and utility source, an approved pull box shall be required to be provided and installed by member.

Notes:

- Member's facilities shall comply with Cooperative Standards, the NEC, and authorities having jurisdiction.
- Minimum required meter pedestal clearances:
 - Sides of home or other building _____ 3'
 - Sides or back of pad-mount transformer _____ 3'
 - Front (lock side) of pad-mount transformer _____ 10'
 - Any direction from secondary pedestal _____ 3'
 - Any direction from Cooperative pole _____ 10'
 - Any direction from gas meter _____ 3'
 - Any direction from LP-Gas storage containers _____ 10'
- The member shall contact the Cooperative prior to the installation of the service conduit system.
- Cooperative owned or maintained underground service shall not be installed beneath a mobile home or any other structure.
- See Drawings 4.6-3 and 4.6-4 for meter pedestal installation details.
- Refer to Drawing 8.6-1 for service conduit installation requirements.



CALL 48 HOURS BEFORE YOU DIG – Dial 811 It shall be the member's responsibility to stay clear of all underground facilities.

Underground Meter Pedestal Service Location Specifications

DRAWING 4.6-2

June 2014
NOT TO SCALE

